



WALL

ELEVARE™
GLAZED CERAMIC

 **daltile®**
IMAGINE WHAT'S POSSIBLE



Above photo and cover photo features Sand 4 x 16 field tile on the wall.

Take Your Style to the Next Level

Elevare combines simple, monochromatic color schemes to create a fashion-forward look inspired by the latest European trends. This collection's bold colors and range of sizes add a dramatic flair to your room. From backsplashes and showers to accent walls, Elevare gives you the versatility and style you need to take your designs to new heights.

- MINIMALISTIC BEAUTY
 - Offers a refined look that's available in a wide array of monochromatic colors
 - Mix and match bold colors to create unique designs
- ELEVATED CONVENIENCE
 - Available in large, linear formats, including 4 x 16 and 6 x 18
 - Perfect for walls, backsplashes, showers and other spaces



POST CONSUMER
RECYCLED MATERIALS




PRE CONSUMER
RECYCLED MATERIALS




Certified by UL Environment

WALL TILE



Lunar EL40




Matte Lunar EL47




Crater EL41




Sand EL42




Element EL43



Carbon EL44



Cacao EL45



Coal EL46

WALL

ELEVARE™

GLAZED CERAMIC

SIZES




			Thickness	Sq. Ft. per Carton	Pieces Per Carton
	6 x 18 Wall Tile	(6" x 18") (15.25 cm x 45.76 cm)	5/16"	11.25	15
	4 x 16 Wall Tile	(4" x 16") (10.17 cm x 40.68 cm)	5/16"	13.20	30

APPLICATIONS


	Suitable
Floors	
Walls/Backsplashes	✓
Countertops	
Pool Linings	

Suitable for exterior applications in non-freezing climates only, when proper installation methods are followed.

TRIM

	Type	Number	Size	Pieces Per Carton
	12" Jolly	S1/212J	1/2 x 11-15/16	12
	Bullnose	S-44D9 (16" Side)	4 x 16	24
	Bullnose	S-4D49 (4" Side)	4 x 16	24

INSTALLATION

Grout Joint Recommendation	Shade Variation
(4 x 16) 1/16" (when rectangular size is used in a staggered brick-joint pattern, overlap should not exceed 33%)	 Low (V1)
(6 x 18) 1/16" (1/8" when rectangular size is installed in a staggered brick-joint pattern; overlap should not exceed 33%)	

TEST RESULTS

	ASTM#	Result
Water Absorption	C373	< 20%
Breaking Strength	C648	120 – 230 lbs.
Scratch Hardness	MOHS	4.0 – 6.0
Chemical Resistance	C650	Resistant

NOTES

Since there are variations in all fired ceramic products, tile and trim supplied for your particular installation may not match these samples. Final color selection should be made from actual tiles and trim and not from tile samples or color reproductions. Manufactured in accordance with ANSI A137.1 standards.

For additional information refer to "Factors to Consider" at daltille.com/Factors.



DESIGNED TO HELP EARN LEED™ CREDITS. For more detailed information, visit daltillegreenworks.com.

SCAN QR CODE FOR PRODUCT INFORMATION

Get a QR Code reader at: GET.DALTILE.COM



7834 C. F. Hawn Freeway, Dallas, Texas 75217 | 1.800.933.TILE

To view the complete collection of Daltille® products and information, visit our website at daltille.com.



IMAGINE WHAT'S POSSIBLE

©2015 Dal-Tile Corporation (3/15)