


E-Z Arch Elliptical Headers



**Nationwide Custom Homes
Bonita Model
International Builders' Show
Orlando, Florida 2006**

CurveMakers, Inc. * 612 W. Hargett St. * Raleigh, NC 27603 * 800/999-5792 * 919/821-5792 * FAX 919/821-5791



E-Z Arch Elliptical Header


The Low-Cost, High-Quality Alternative To Curved Sheetrock Openings!

When it comes to making an arched opening, there's no faster or easier solution than the new **E-Z Arch Elliptical Header!** Each kit comes with the header and a template for simple installation, making it ideal for new construction. The breakthrough

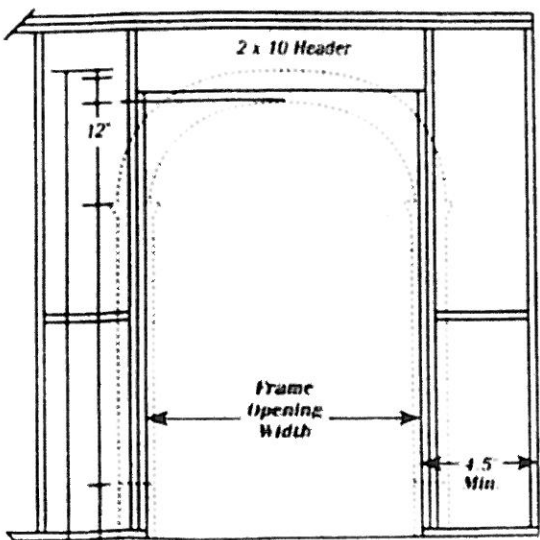
design makes it an even faster alternative to curved sheetrock openings. And the price is breakthrough too, since it competes in cost with making curved sheetrock openings. So the next time you need a curved opening, try an **E-Z Arch!**

Product Specifications

- E-Z Arch is a patented, one-piece, fully-assembled arched trim that slips into the opening, forming an arch on both sides of the opening.
- E-Z Arch Header is made with 3 1/4" wide MDF (medium density fiberboard) molding and has a wood jamb. The product is ready to be primed and painted. It cannot be stained.
- All standard E-Z Arch Headers are elliptical and have a 12" rise regardless of the width.
- Standard E-Z Arch Header is manufactured with 4 1/8" jambs to accommodate wall thickness of 4 1/2" to 4 3/4". (Custom jamb widths are available at additional cost.)



E-Z Arch Framing Specifications



4 STANDARD FINISHED OPENING SIZES:

36" 48" 60" 72"

- Rough framing should be desired finished width + 2"
- Rough opening must be within 1/4" of plumb, otherwise leave additional space.

IMPORTANT: Toenail 2x4 across opening at 15" below bottom of header, then run sheetrock straight across opening at 15" below bottom of header—no blocking necessary



612 W. Hargett Street • Raleigh, North Carolina 27603
800/999-5792 • 919/821-5792